

6

5

4

3

2

1

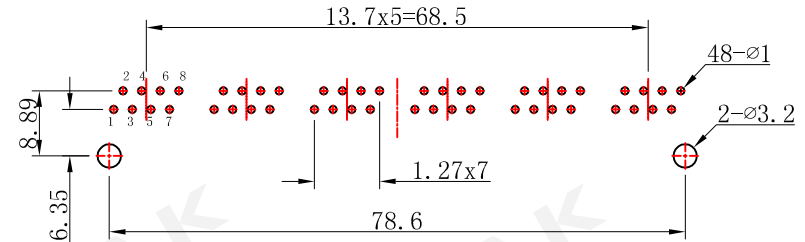
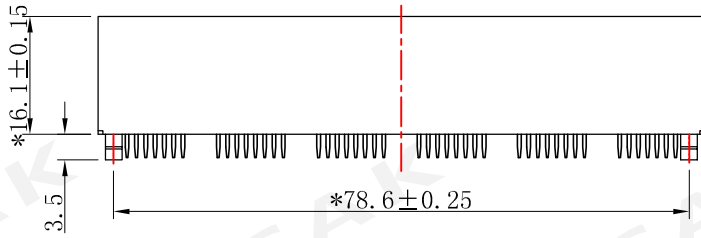
ROHS Compliant

REV.	DESCRIPTION	DATA

D

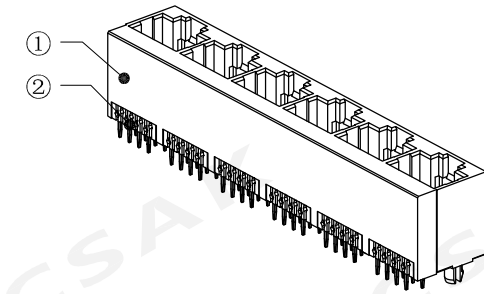
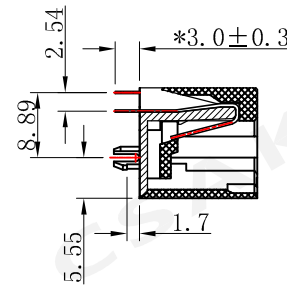
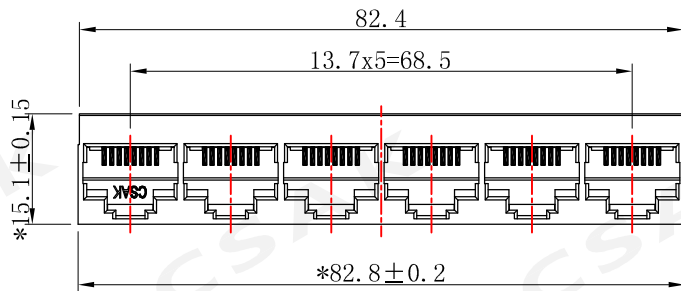
D

PCB Layout



C

C



B

B

DESCRIPTION:

1. OPERATION TEMPERATURE RANGE: -40°C TO 85°C ;
2. LOAD RATING: 125VAC, 1.5A;
3. CONTACT RESISTANCE: $50\text{m}\Omega$ MAX;
4. INSULATION RESISTANCE: 1000Ω MIN;
5. WITHSTAND VOLTAGE: 1000VAC 60S;
6. MECHANICAL ENDURANCE: 750 CYCLES MIN;
7. RECOMMENDED PCB THICKNESS: 1.6mm.

BOM

NO.	PART NAME	DWG NO.	Q' TY	DESCRIPTION
1	HOUSING	5216.50.001	1	PBT (Black)
2	INSERT	5212.20.002	6	Contact Material: phosphor bronze gold plating 3μ , $T=0.3\text{mm}$

A

A

CSAK®

ELECTRONICS CO., LTD

DESC: RJ45 立式 1x6 8P8C PBT黑色 扁针

TOLERANCES	PYPE	5216-88-100-006-H-01	DRAWING	P/N: 5216.10.002.016			
0~6 : ± 0.1	CUSTOMER		CHECK	UNIT	SCALE	VIEW	REV.
6~30 : ± 0.2	CUST P/N		APPROVED	mm	1:1		A0
30~120 : ± 0.3							

6

5

4

3

2

1